


Gray Scale Ultrasound Phantom

Model 047



Evaluate Resolving Power as a Function of Depth, Size and Contrast

- Allows rapid visualization of gray scale resolution power at continuous depths from 1 to 12 cm
- Ensure over ten years of reliable use through reinspection and repair services

Includes best in industry four-year warranty

The CIRS Gray Scale Ultrasound Phantom is a single, simple tool to assess resolution of masses varying in size, depth and contrast. The phantom's unique design allows for rapid visualization of gray scale resolution power at continuous depths from 1 to 12 cm.

Due to the controlled scatter characteristics of the targets, the Model 047 may be used to evaluate gray scale sensitivity on all diagnostic ultrasound machines with a wide range of transducer frequencies. This phantom is an ideal training tool for learning optimum system setup and evaluating system performance.

Masses may be viewed with either a circular or elliptical cross-section. The mass diameters were selected so the volume imaged would double as the diameter increased. The gray-scale levels were selected to achieve a doubling in signal intensity as you move from mass to mass. The anechoic masses comply with the ACR accreditation program.

The phantom is constructed of Zerdine^{®(1)}, a patented, tissue-mimicking material and is housed in a rugged ABS plastic for increased durability.

Phantom includes foam-lined carry case, certificate of compliance, user guide and 48-month warranty

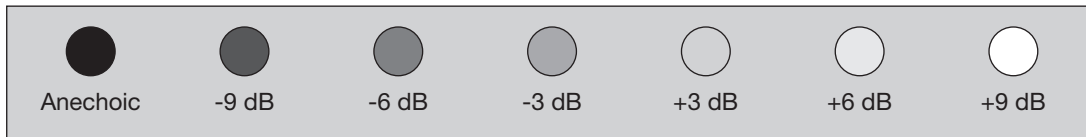
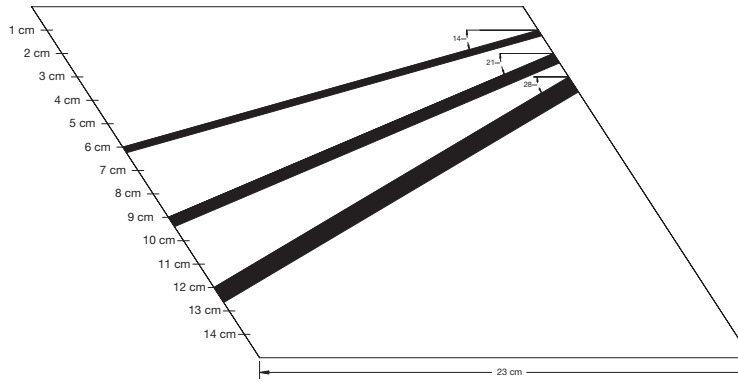
Compare Gray Scale Sensitivity for Different:

- Imaging Depths
- Target Sizes
- System Settings
- Transducers

⁽¹⁾ US Patent # 5196343

CIRS

2428 Alameda Avenue Suite 316 • Norfolk, Virginia 23513 • USA • Tel: 757-855-2765 • WWW.CIRSI.COM



Test objects have same speed and attenuation as background

SPECIFICATIONS

DIMENSIONS	35 cm x 13 cm x 17 cm (13.8" x 5" x 6.7")
PHANTOM WEIGHT	23 lbs. (10.5 kg)
HOUSING MATERIALS	ABS Plastic
SCANNING WELL	1 cm deep
MEMBRANE	Saran-based laminate
TISSUE-MIMICKING MATERIAL	Zerdine® solid elastic hydrogel Freezing point: 0° C Melting point: Above 100° C Speed of Sound: 1540 m/s Other: Compatible with harmonic imaging
TARGETS	Diameters: 2.4, 4 and 6.4 mm Contrast: Anechoic, -9, -6, -3, +3, +6 and +9 dB (with respect to liver-like background)

MODEL 047 INCLUDES

QTY	COMPONENT DESCRIPTION
1	Gray Scale Ultrasound Phantom
1	Carry Case
1	Removable Cover
-	48-Month Warranty
-	User Guide
-	Certificate of Compliance

