
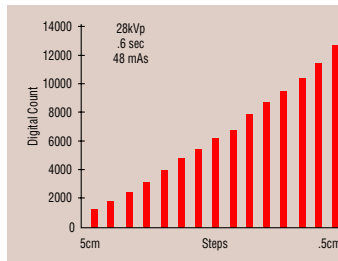


Digital Mammography Phantoms

Tissue equivalent test tools

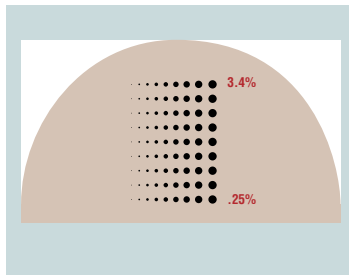


Model 081

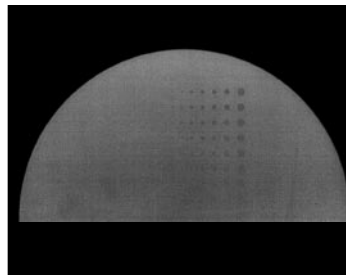


Digital Step Wedge

- Test linearity of digital image
- Test dynamic range

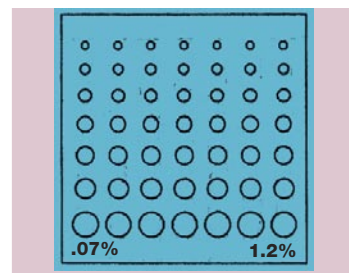


Model 082




Full Field Low Contrast Phantom

- Variable thickness
- Variable composition
- Contrast = air/background
- For FFD and film screen



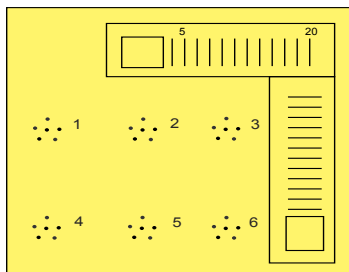
Model 083




Small Field Low Contrast Phantom

Standard contrast object is 10% glandularity above background (other contrasts available)

DIA. 4.5, 4.0, 3.5, 3.0, 2.5, 2.0, 1.5 mm
THK. .25, .40, .80, 1.2, 2.0, 3.0, 4.5 mm



Model 084



High Contrast Test Target Phantom

L-shaped line pair test target for evaluating line pair resolution