


# Peripheral Vascular Doppler Flow Phantom

Models ATS 524 & 525



The Models 524 and 525 tissue mimicking Doppler flow phantoms contain four flow channels simulating superficial vasculature. The simulated vessels are located 15 mm below the scan surface. Built-in scanning wells are provided to permit the use of water or a low viscosity gel as acoustic coupling agents.

The two models are distinguished by different structures. The Model 524 has four constant diameter channels, 2, 4, 6 and 8 mm. The Model 525 mimics a vascular stenosis by narrowing at the middle from an entrance diameter of 8 mm to varying stenosis levels (0, 50, 75 and 90%).

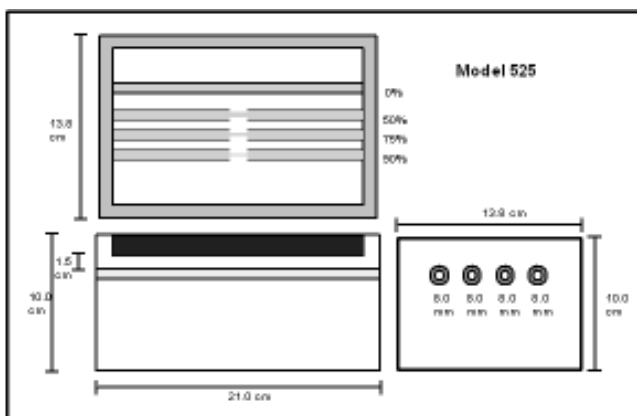
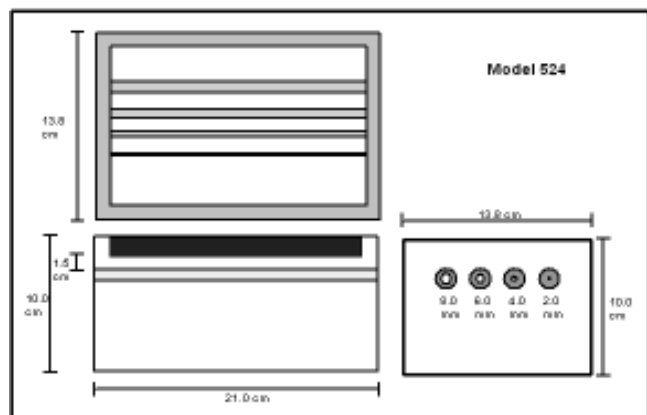
If the user requires depths greater than 15 mm, we recommend the use of our Model 528 scanning wedge. The wedge is constructed of the same tissue mimicking material as the Doppler flow phantoms and provides an additional 50 mm of scanning depth.

## Key Tests with Models ATS 524 & 525

- Sensitivity
- Flow Velocity
- Maximum Penetration
- Flow Location
- Demonstration of the effects of stenosis (Model 525)

# CIRS

900 Asbury Ave • Norfolk, Virginia 23513 • USA • Tel: 757-855-2765 • [WWW.CIRSINC.COM](http://WWW.CIRSINC.COM)



## SPECIFICATIONS

## MODEL ATS 524

DIMENSIONS	22 x 14 x 10 cm (9" x 8" x 4")
PHANTOM WEIGHT	13 lbs. (6.1 kg)
HOUSING MATERIALS	PVC
SCAN SURFACES	1
MAXIMUM FLUID PRESSURE	15 psi (1.05 Kg/cm)
SCAN SURFACE DIMENSIONS	17.5 x 9.8 cm
CONNECTORS	Stainless Steel Hose barb
TISSUE-MIMICKING MATERIAL	Urethane Rubber

## MODEL ATS 525

DIMENSIONS	22 x 14 x 10 cm (9" x 8" x 4")
PHANTOM WEIGHT	15.2 lbs. (6.9 kg)
HOUSING MATERIALS	PVC
SCAN SURFACES	1
MAXIMUM FLUID PRESSURE	15 psi (1.05 Kg/cm)
SCAN SURFACE DIMENSIONS	17.5 x 9.8 cm
CONNECTORS	Stainless Steel Hose barb
TISSUE-MIMICKING MATERIAL	Urethane Rubber

## MODELS ATS 524 &amp; 525 INCLUDE

QTY	COMPONENT DESCRIPTION
1	Peripheral Vascular Doppler Flow Phantom
-	24 Month Warranty
-	User Guide
-	Certificate of Compliance

## URETHANE PROPERTIES

Freezing point: < -40°C  
 Melting point: Above 100°C  
 Speed of Sound: 1450 m/s  $\pm$  1.0% at 23°  
 Attenuation Coefficient: 0.5 dB/cm/MHz  $\pm$  10%

## 524 FLOW CHANNELS

Type: Circular  
 Number of Channels: 4  
 Diameters: 2, 4, 6, 8 mm

## 525 FLOW CHANNELS

Type: Circular  
 Number of Channels: 4  
 Diameters: 8 mm  
 % of Area Occlusion: 0, 50, 75, & 90%