

Radiography Fluoroscopy QA Phantom

Model 903



SOLID ASSESSMENT TOOL FOR X-RAY IMAGE QUALITY PROGRAMS

The CIRS Model 903 Radiography / Fluro phantom was originally designed as an integral part of the ACR's Radiography/Fluoroscopy voluntary program with CIRS being a certified manufacturer. The phantom can be used for both initial QA assessment and routine monthly QA testing to help ensure patients are receiving the best possible X-ray examinations.

Our CIRS Model 903 is manufactured from Polymethyl Methacrylate (PMMA) equivalent epoxy that offers the same x-ray attenuation properties as PMMA with significantly greater durability.

The overall phantom measures 25.4 cm wide x 25.4 cm long x 20.7 cm high and consists of three attenuation plates, one test object plate and a detachable stand for easy, reproducible set-up. Test objects include high-resolution copper mesh targets from 12 – 80 lines per inch, two separate contrast-detail test objects.

Optional accessories are available to evaluate iodine contrast visibility and linearity as well as digital subtraction effectiveness under various conditions.

Features

- Suitable on CR, DR & Fluoroscopy systems
- Durable PMMA-equivalent epoxy
- Multiple configurations
- Assesses:
 - Entrance skin dose
 - Minimum detectable contrast (%)
 - Low-contrast resolution
 - Optical density
 - High-contrast resolution
 - DSA function and arterial visibility

900 Asbury Ave • Norfolk, Virginia 23513 • USA
Tel: 800.617.1177 • 757.855.2765 • Fax: 757.857.0523

WWW.CIRSINC.COM

CIRS

Tissue Simulation & Phantom Technology

DIMENSIONS:	25.4 cm x 25.4 cm x 20.3 cm (10" x 10" x 8")
PHANTOM WEIGHT:	16.8 kg (37 lb)
MATERIALS:	PMMA-equivalent epoxy

MODEL 903 INCLUDES

PART NO.	QTY	DESCRIPTION
903-01	1	Test Object Plate
903-02	1	4.1 cm Block with Lead Markers
903-03	1	7.6 cm Block with Aluminum Plate & Detachable Support Legs
903-04	1	7.6 cm Block

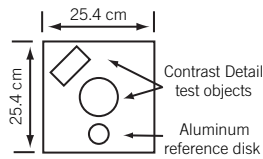
MODEL 903 OPTIONAL ACCESSORIES

PART NO.	DESCRIPTION
903-05	Optional Artery Slot Block for Model 903
903-06*	Artery Block with Iodine (15 mg/mL)
903-07*	Artery Block with Iodine (150 mg/mL)
903-08	Bone Block
9506	Optional Soft-Sided Case for ACR Radiography Fluoroscopy Accreditation Phantom

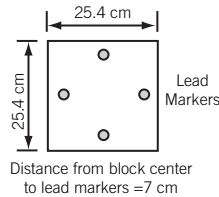
*Must purchase Model 903-05 Optional Artery Slot Block to use this accessory with Model 903 Radiography Fluoroscopy Accreditation Phantom.

PHANTOM TOP VIEW

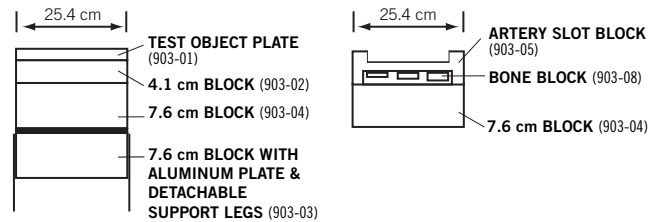
TEST OBJECT PLATE (903-01)



4.1 cm BLOCK (903-02)



PHANTOM SIDE VIEW



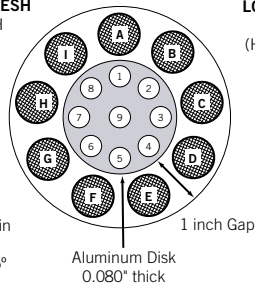
TEST OBJECT PLATE DETAILS (903-01)

HIGH CONTRAST MESH

LINES PER INCH

- A-80
- B-12
- C-16
- D-20
- E-24
- F-30
- G-40
- H-50
- I-60

Meshes arranged in incremental order
Lines angled at 45°



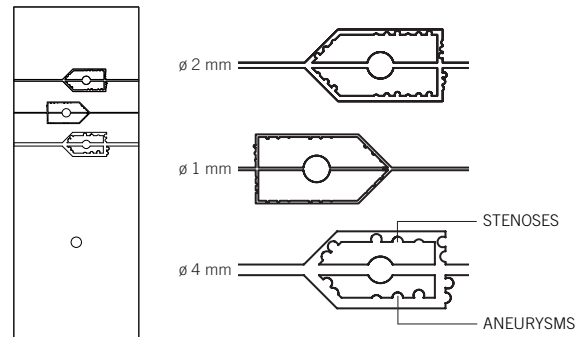
LOW CONTRAST HOLES

IN ALUMINUM DISK
(Hole Diameter - 0.375")

HOLE DEPTHS

- 1 - 0.068
- 2 - 0.049
- 3 - 0.035
- 4 - 0.025
- 5 - 0.018
- 6 - 0.0126
- 7 - 0.0091
- 8 - 0.0063
- 9 - 0.0040

ARTERY BLOCK WITH IODINE (903-06 & 903-07)



CONTRAST-DETAIL TEST OBJECT

