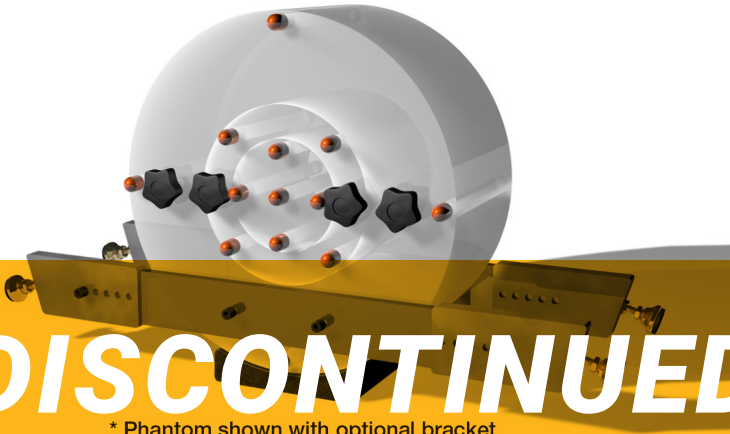


CT Dose Phantom

Model 007A



DISCONTINUED

* Phantom shown with optional bracket

USER GUIDE

CIRS

900 Asbury Ave • Norfolk, Virginia 23513 • USA • Tel: 757-855-2765 • WWW.CIRSINC.COM

DESCRIPTION OF THE PHANTOM

For all computed tomography systems, the Food and Drug Administration recommends measuring the CT Dose Index. Each section of the CIRS CT Dose Phantom can provide separate dose information. The user can also measure maximum, minimum and mid-range values of the nominal tomographic section thickness when performing dose profile measurements.

The phantom consists of a set of nesting 15 cm thick solid PMMA cylinders measuring 16 cm (head) and 32 cm (body) in diameter. The adult head cylinder is also suitable for pediatric body measurements. Our Model 007A includes a third nesting cylinder measuring 10 cm in diameter for pediatric head measurements. Handles on the body and head are provided for ease in handling and maneuverability.

Through holes measuring 1.31 cm in diameter will accommodate standard CT "pencil" ion chambers. Acrylic rods are provided to plug the holes when not in use. The acrylic rods are machined to receive TLDs.

The Model 007A CT Dose Phantom is manufactured to comply with the FDA's performance standard, 21 CFR 1020.33 that details the measurement requirements.

SPECIFICATIONS

Model 007A

Dimensions: 32 cm x 32 cm x 15 cm
(12.6" x 12.6" x 5.9")

Weight: 29 lbs. (13 kg)

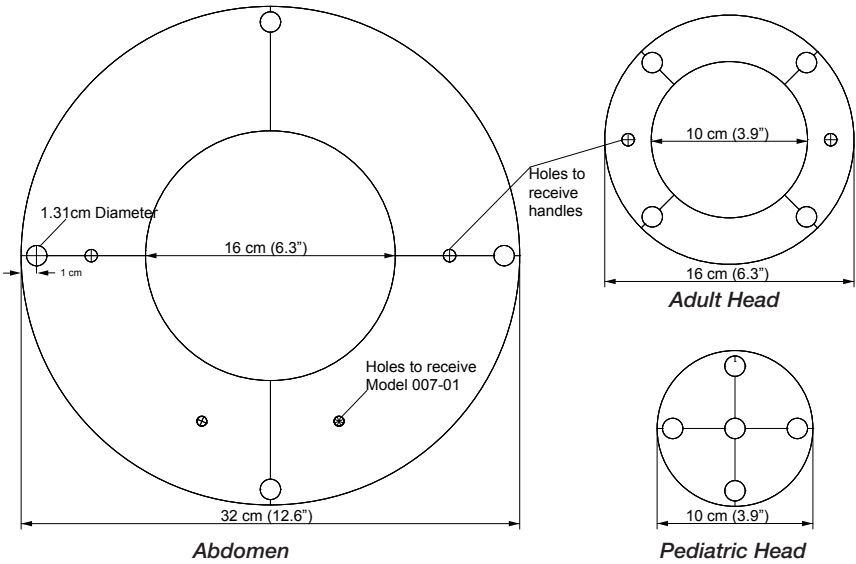
Materials: PMMA


Model 007A Includes

QTY	DESCRIPTION
1	Abdominal Cylinder
1	Adult Head Cylinder
1	Pediatric Head Cylinder
13	Acrylic Rods*
1	Base/ Cradle
1	Foam-Lined Carry Case
1	User Guide
1	60-Month Warranty

* Replacement Part No. 007-02

Model 007A





***An optional Support Bracket, Model 007-01**, can be used to suspend the CT Dose Phantom above the imaging couch and align it along the axis of X-ray tube rotation. This enables the phantom to be used to assess CT dose in helical mode or any mode that requires the extended travel of the imaging couch or a wide beam. This set-up might be used to address the dosimetry approach described in TG111. An additional application of the support bracket is to provide a body to simulate continuous scatter radiation from the patient during helical CT for dose safety measurements inside and outside the exam room.

TECHNICAL INFORMATION

For specific instructions regarding the use of your CT Dose Phantom, please refer to 21CFR1020.33 Computed tomography (CT) equipment of the Federal Register.

CARE AND HANDLING

Do not use any solvent or solvent based products to clean your phantom. Use mild soapy water in the event that cleaning is necessary.

WARRANTY

All standard CIRS products and accessories are warranted by CIRS against defects in material and workmanship for a period as specified below. During the warranty period, the manufacturer will repair or, at its option, replace, at no charge, a product containing such defect provided it is returned, transportation prepaid, to the manufacturer. Products repaired in warranty will be returned transportation prepaid.

There are no warranties, expressed or implied, including without limitation any implied warranty of merchantability or fitness, which extend beyond the description on the face hereof. This expressed warranty excludes coverage of, and does not provide relief for, incidental or consequential damages of any kind or nature, including but not limited to loss of use, loss of sales or inconvenience. The exclusive remedy of the purchaser is limited to repair, recalibration, or replacement of the product at manufacturer's option.

This warranty does not apply if the product, as determined by the manufacturer, is defective because of normal wear, accident, misuse, or modification.

Non-Warranty Service

If repairs or replacement not covered by this warranty are required, a repair estimate will be submitted for approval before proceeding with said repair or replacement.

Returns

If you are not satisfied with your purchase for any reason, please contact your local distributor prior to returning the product. Visit <https://www.cirsinc.com/distributors/> to find your local distributor. If you purchased your product direct through CIRS, call Customer Service at 800-617-1177, email rma@cirsinc.com, or fax an RMA request form to 757-857-0523. CIRS staff will attempt to remedy the issue via phone or email as soon as possible. If unable to correct the problem, a return material authorization (RMA) number will be issued. Non-standard or "customized" products may not be returned for refund or exchange unless such product is deemed by CIRS not to comply with documented order specifications. You must return the product to CIRS within 30 calendar days of the issuance of the RMA. All returns should be packed in the original cases and or packaging and must include any accessories, manuals and documentation that shipped with the product. The RMA number must be clearly indicated on the outside of each returned package. CIRS recommends that you use a carrier that offers shipment tracking for all returns and insure the full value of your package so that you are completely protected if the shipment is lost or damaged in transit. If you choose not to use a carrier that offers tracking or insure the product, you will be responsible for any loss or damage to the product during shipping. CIRS will not be responsible for lost or damaged return shipments. Return freight and insurance is to be pre-paid.

With RMA number, items may be returned to:

CIRS
Receiving
900 Asbury Ave,
Norfolk, Virginia, 23513 USA

Product	Warranty Period
Model 007A - CT Dose Phantom	60 Months

CIRS

**COMPUTERIZED IMAGING
REFERENCE SYSTEMS, INC.**

900 Asbury Ave
Norfolk, Virginia 23513 • USA

TOLL FREE 800.617.1177

TEL: 757.855.2765

FAX: 757.857.0523

EMAIL: admin@cirsinc.com

www.cirsinc.com

Technical Assistance

1.800.617.1177

